

**Adelaide Resources Limited**

**Resources Roadshow  
Presentation**

**September 2010**



**Speaker: Chris Drown**

## Disclaimer and Competent Person's Statement



The information in this presentation is published to inform you about Adelaide Resources Limited and its activities. Some statements in this presentation regarding estimates or future events are forward looking statements. They involve risk and uncertainties that could cause actual results to differ from estimated results. All reasonable effort has been made to provide accurate information, but we do not warrant or represent its accuracy and we reserve the right to make changes to it at any time without notice.

To the extent permitted by law, Adelaide Resources Limited accepts no responsibility or liability for any losses or damages of any kind arising out of the use of any information contained in this presentation. Recipients should make their own enquiries in relation to any investment decisions.

The information in this presentation that relates to Exploration Results, Mineral Resources or Ore Reserves is based on information compiled by Chris Drown, who is a Member of The Australasian Institute of Mining and Metallurgy and who consults to Adelaide Resources Limited on a full time basis. Mr Drown has sufficient experience which is relevant to the style of mineralisation and type of deposit under consideration, and to the activity which he is undertaking, to qualify as a Competent Person as defined in the 2004 Edition of the 'Australasian Code for Reporting of Exploration Results, Mineral Resources and Ore Reserves'. Mr Drown consents to the inclusion in the presentation of the matters based on his information in the form and context in which it appears.

# Corporate

## Directors

- **Andrew Brown – Chairman**  
(Fund Management, Broking)
- **Chris Drown – Managing Director**  
(Geologist)
- **John den Dryver – Non Exec Director**  
(Mining Engineer)
- **John Horan – Non Exec Director**  
(Accounting)

## Shareholders

- Major Shareholder **Tidewater 10.4%**
- Top 20 **32.9%**
- Shareholders **~2400**

## Structure and Trading

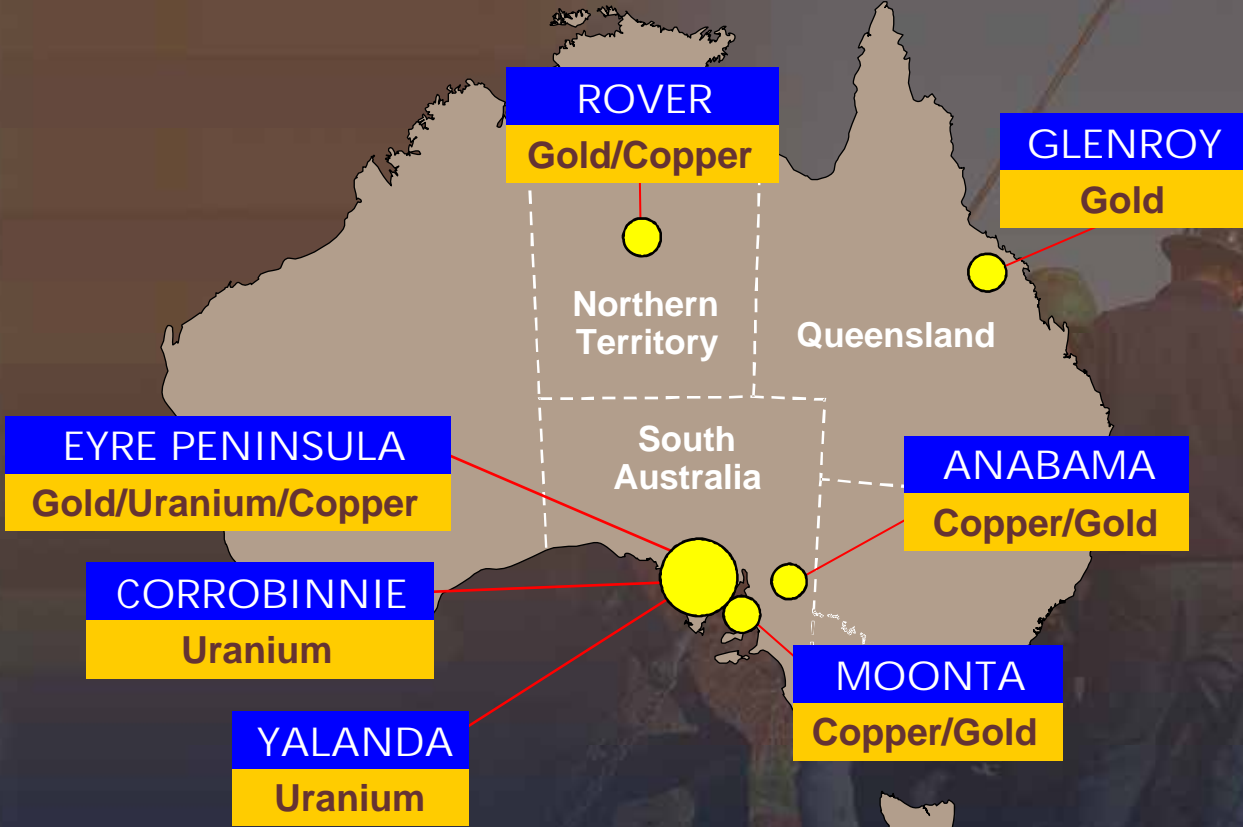
- ASX listing **1996 (ADN)**
- Shares on issue **111.2 million**
- Unlisted options **3.425 million**
- Cash **~\$6 million**
- Debt **Nil**
- 12 month trading **12 to 39 cents**
- Market cap **\$18.9M (17c)**

## Current position

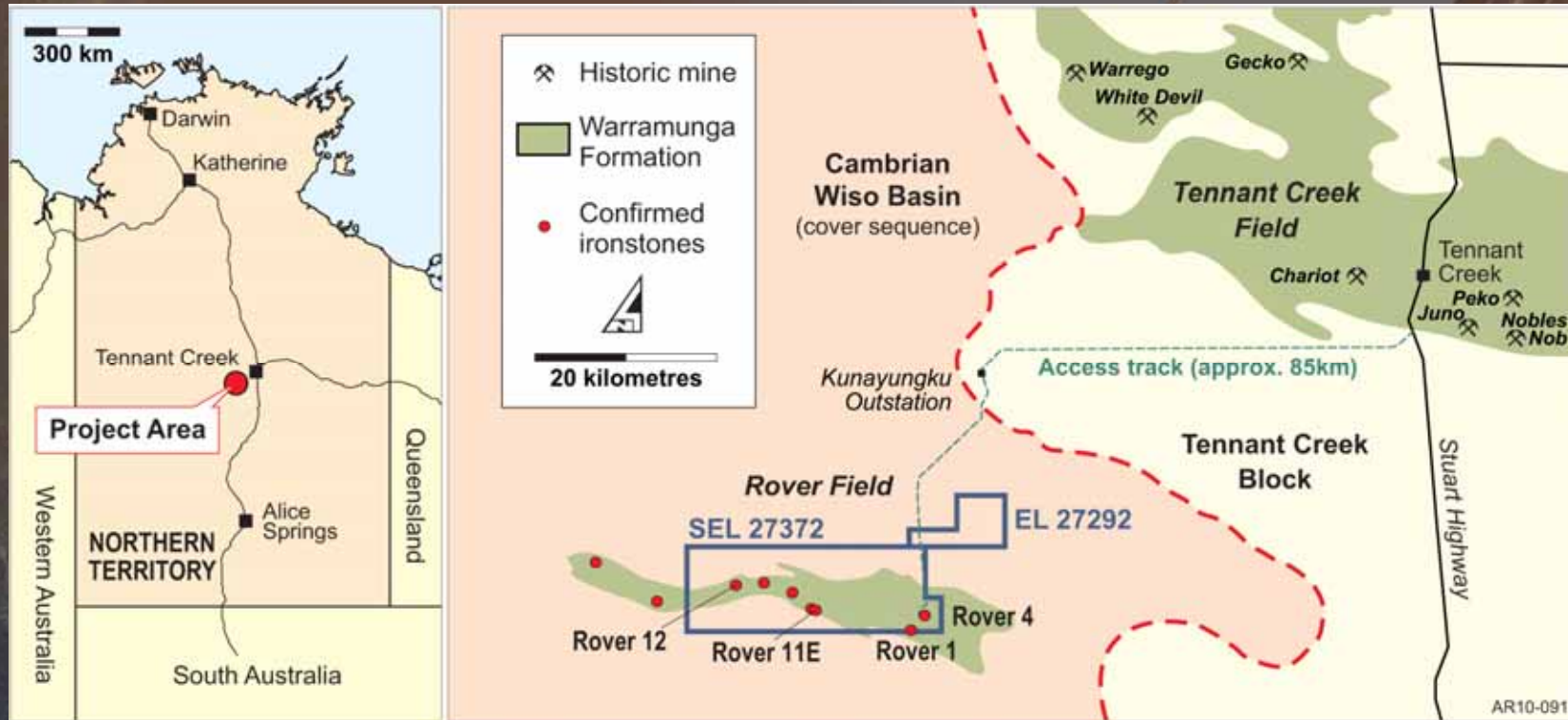
- Gold-copper and uranium focused explorer.
- Strategic land positions in SA, NT and QLD.
- Cu-Au discoveries at 100% owned Rover Project - NT.
- Cu-Au discovery at 100% owned Willamulka prospect - SA
- U discovery in Thurlga Palaeochannel (JV) - SA.
- Solid cash position of ~\$6 million to fund ongoing exploration effort.



# Project locations



# Rover Project – the company’s flagship



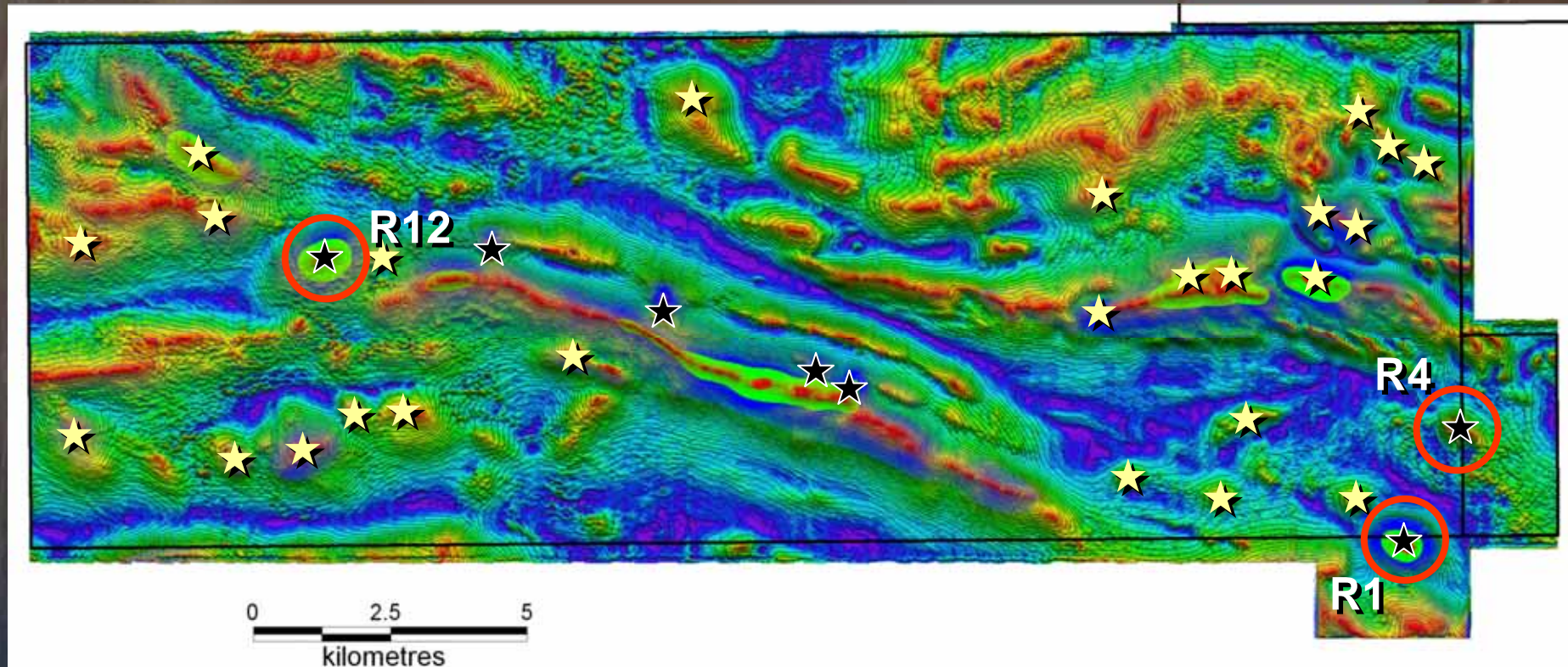
## Why Tennant Creek/Rover?

***Past Tennant Creek mines – often exceptional grades***

Mine	Tonnes	Au g/t	Au oz	Cu %	Cu tonnes
Warrego	6,750,000	6.6	1,475,000	1.9	178,000
Nobles Nob	1,996,000	17.3	1,110,000	–	–
Juno	452,000	56.1	815,000	0.3	1,000
White Devil	1,618,000	14.6	761,000	–	–
Peko	3,676,000	3.5	414,000	4.0	147,000
Gecko	2,930,000	1.6	150,000	3.6	119,000


***Rover Field – 23 year hiatus from 1982 to 2005***

## Rover – a camp of deposits



☆ Tennant Creek style ironstone

★ Exploration target

 2010 drill program targets

Rover 1 –  
12 months  
ago



**SEL 27372  
boundary  
(100% ADN)**

**High grade gold  
and copper  
persists to within  
metres of ADN  
tenement**

**TARGET REGION**

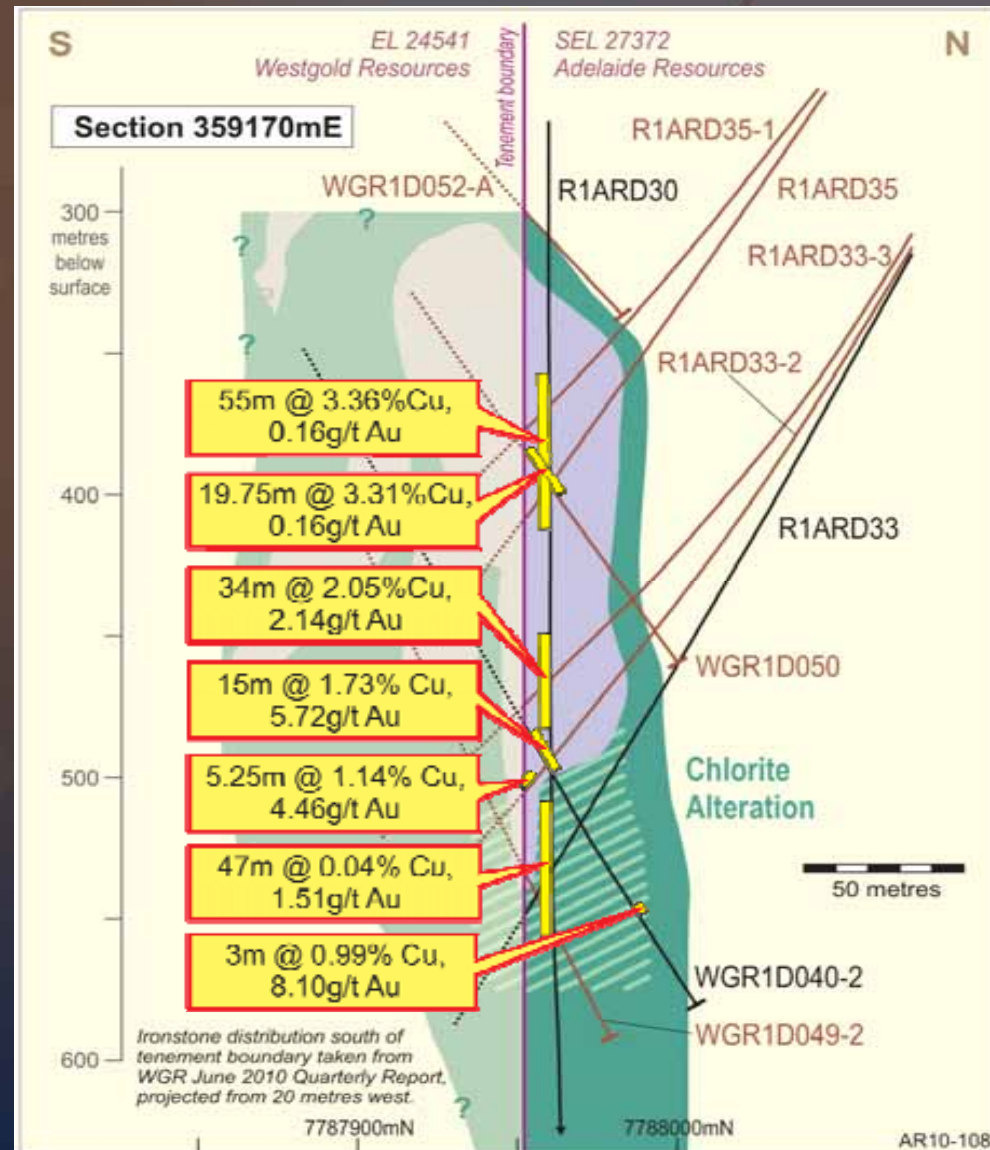
Source: Westgold Resources ASX release 10 September 2009

# Rover 1 – Now

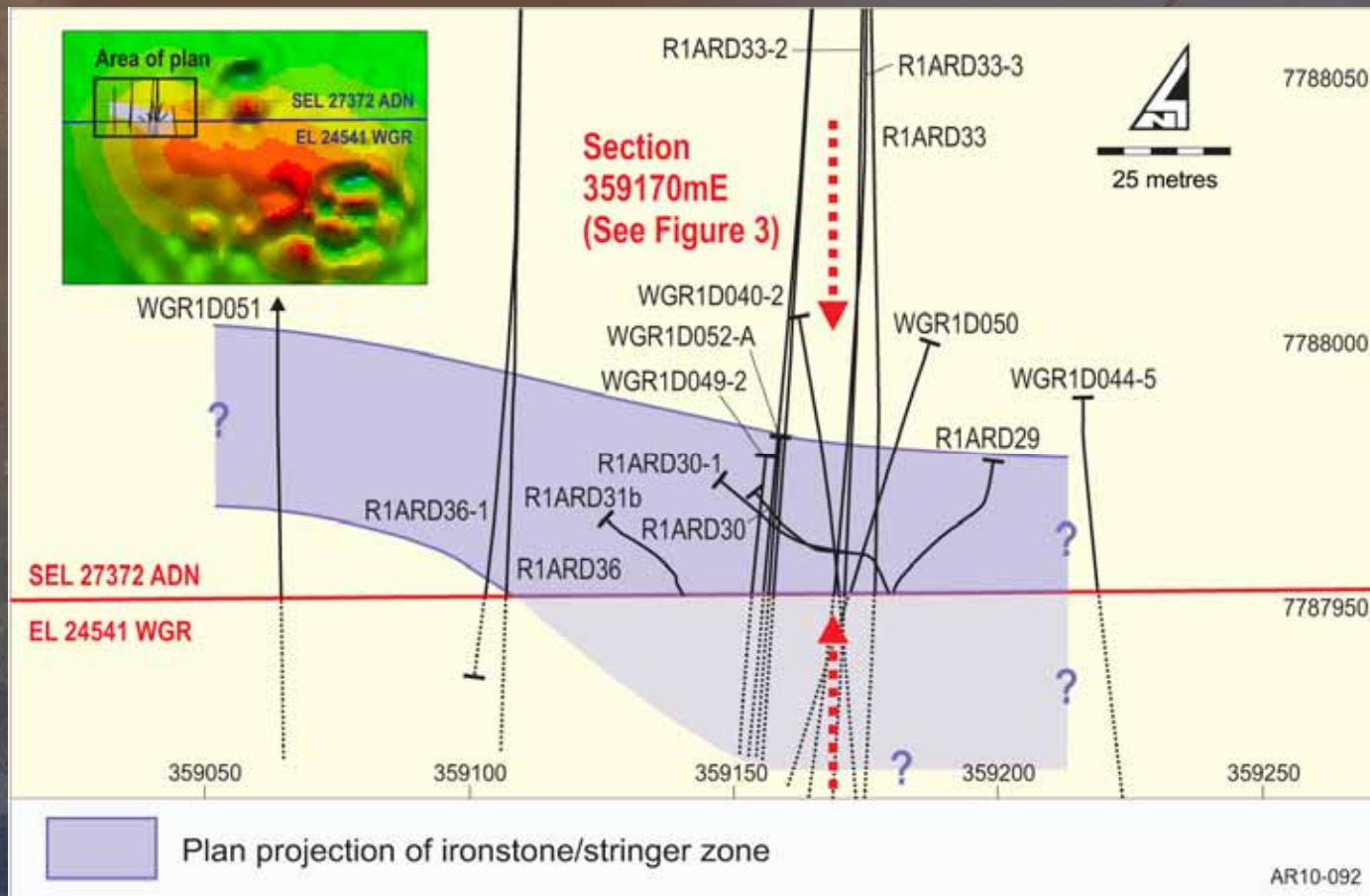
~ 20 drillholes into ADN's tenement

System of substantial dimension confirmed

High grades of gold and copper intersected



# Rover 1 Prospect



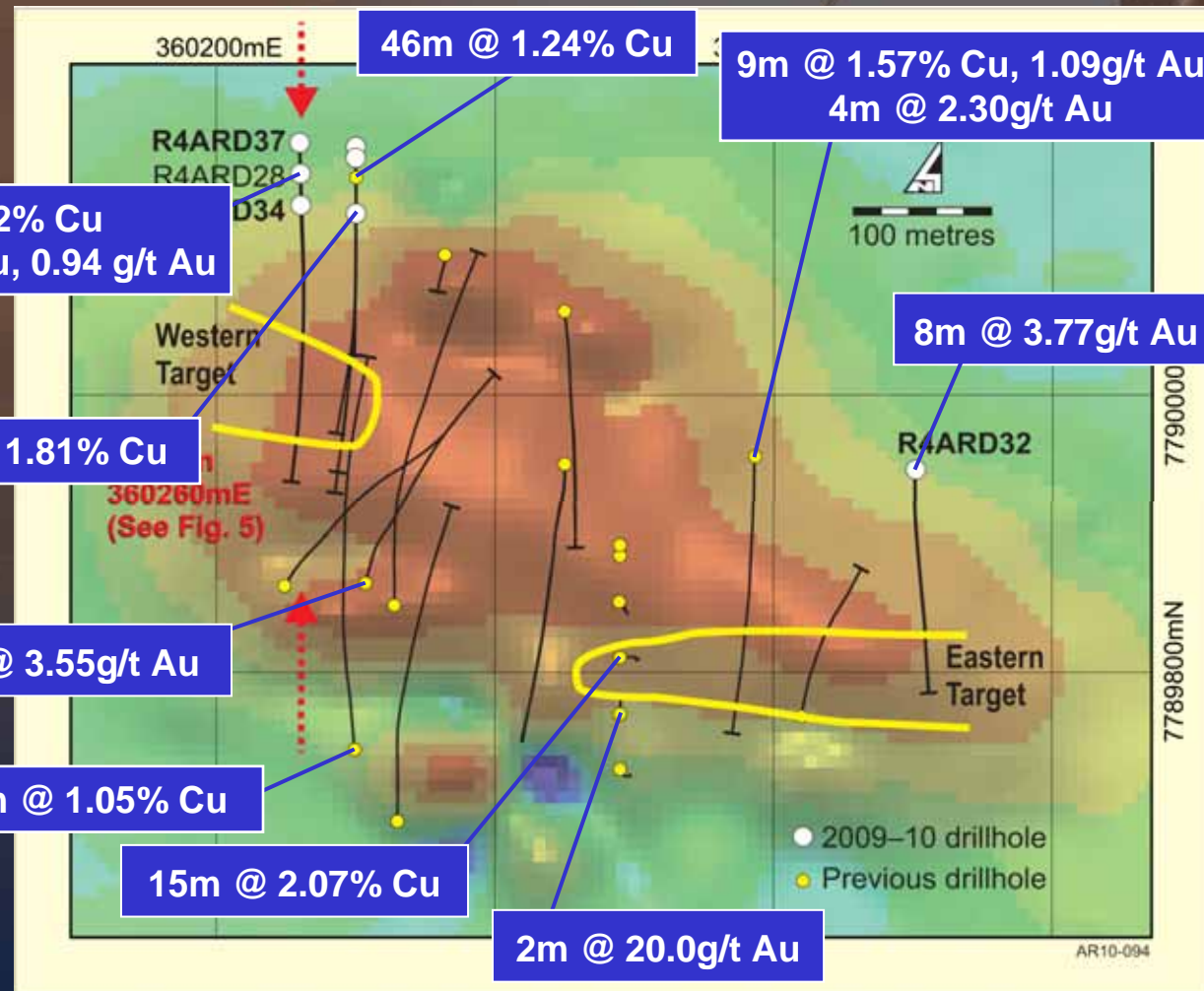
**On 23/02/2010 WGR announced a maiden resource for part of Rover 1 deposit on its tenement of 5.3Mt @ 2.1g/t Au, 1.0% Cu plus significant Ag, Bi & Co.**

## Rover 1 – high grade drill core in assay lab



# Rover 4 Prospect – exciting recent results

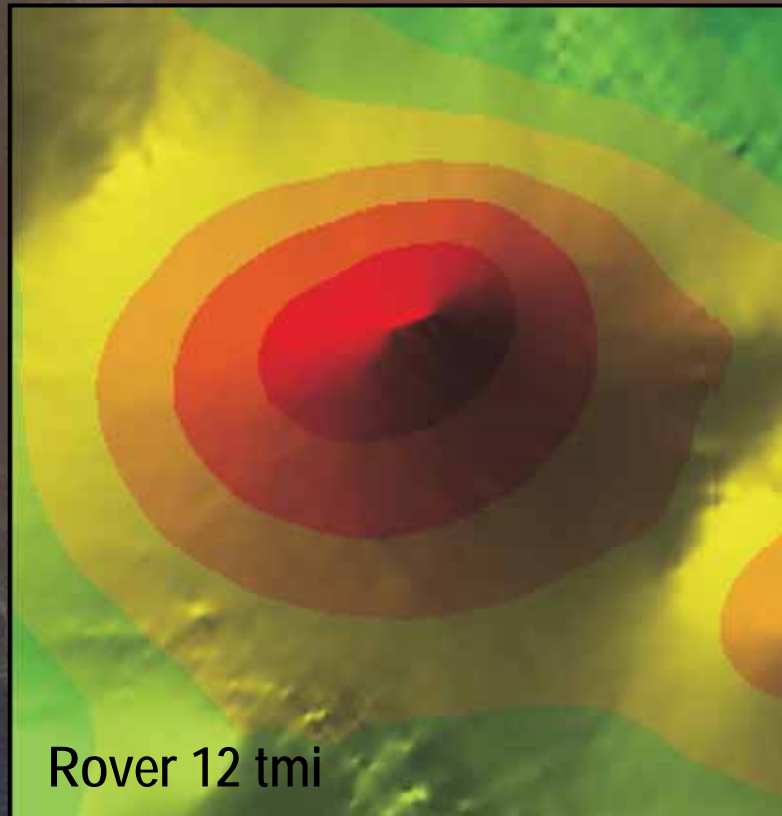
**Drilling at Rover 4 is continuing.**



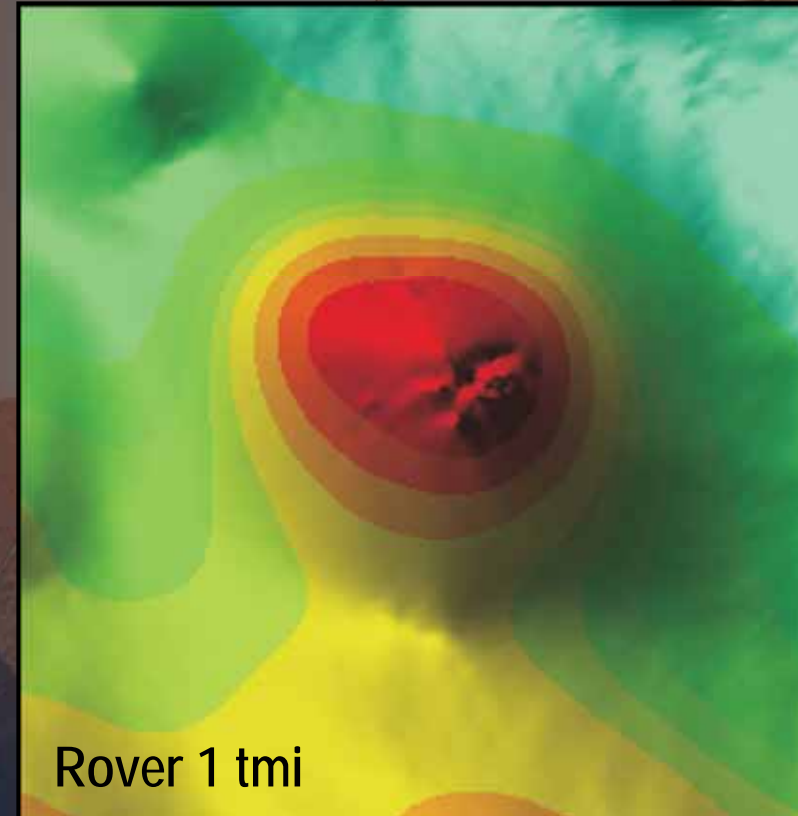
## Rover 4 – high grade drill core in assay lab



## Rover 12 and Rover 1 magnetic images – Is Rover 12 as large as Rover 1?



**2 Peko &  
5 ADN holes**



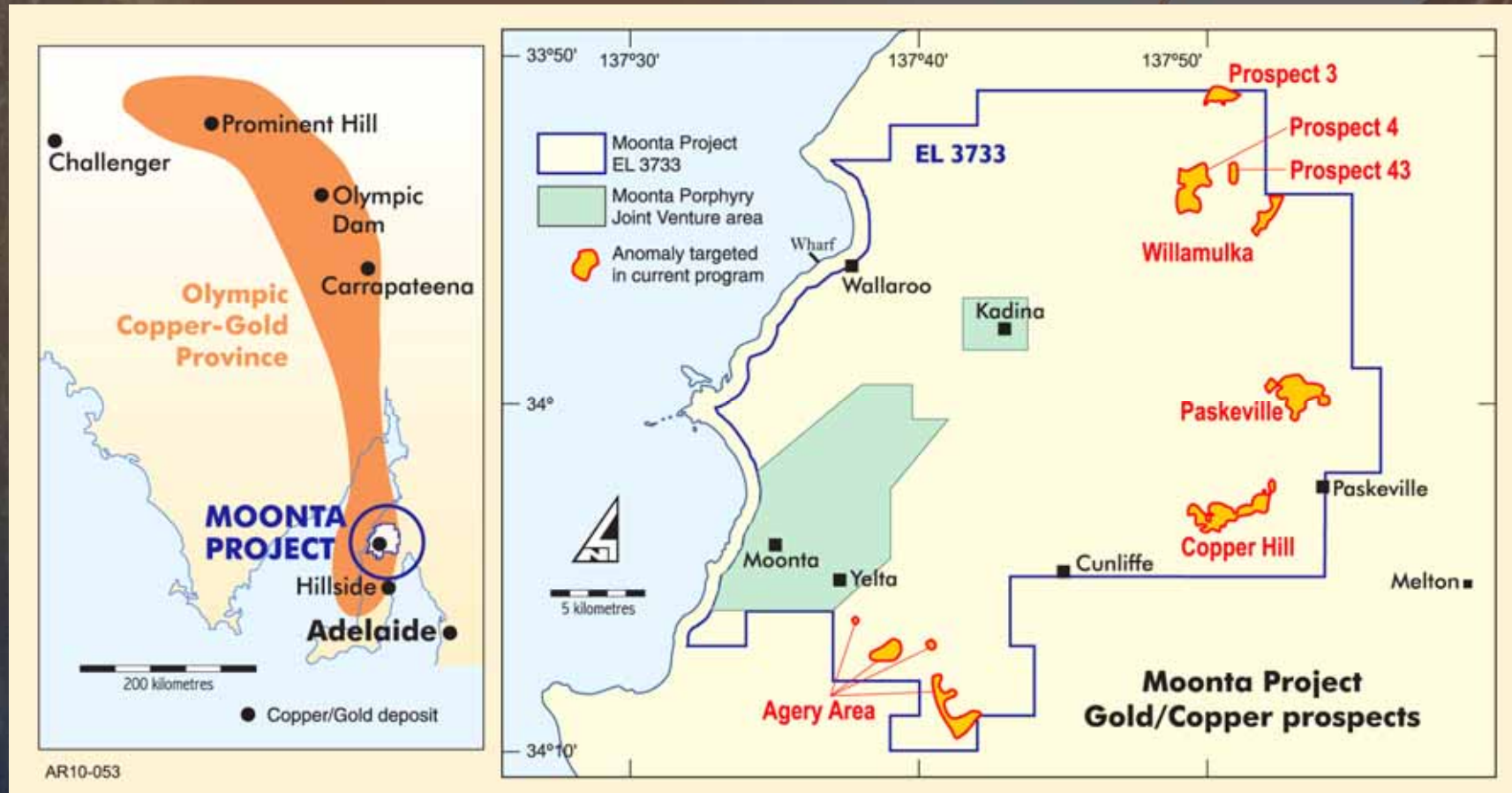
**34 Peko holes &  
wedges prior to WGR  
& ADN**

1 KM

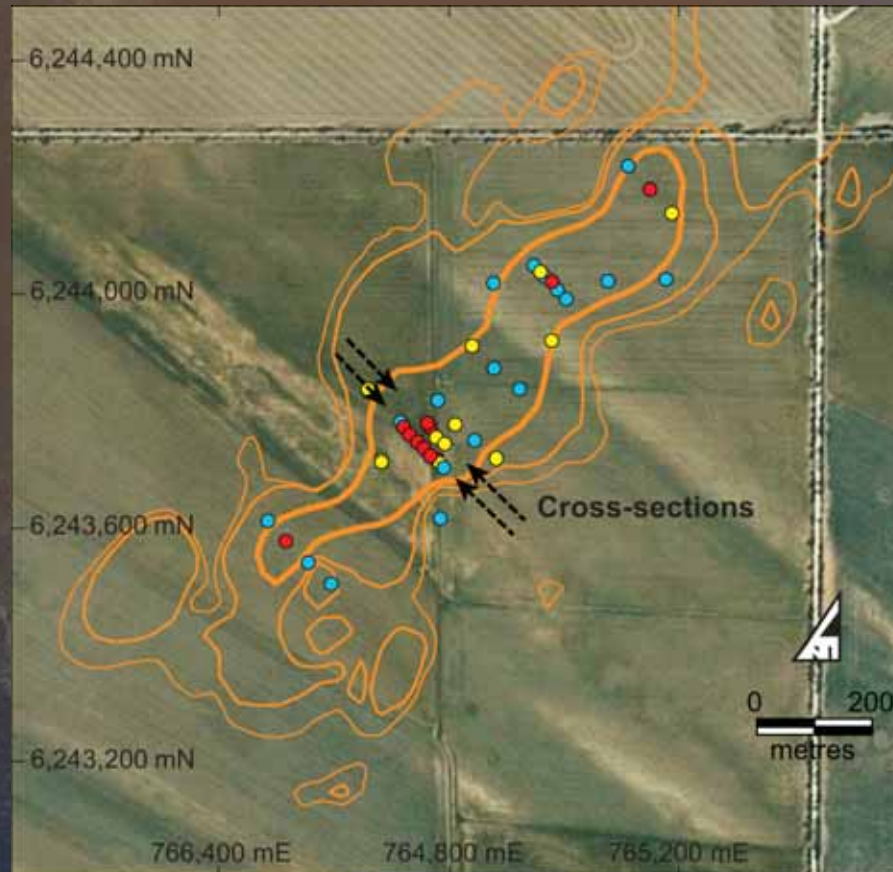
## Rover Project – In Summary

- Two drill rigs currently operating at Rover.
- Significant volume of prospective host ironstone/stringer zone at Rover 1 confirmed on ADN's tenement.
- Intervals of high grade gold and copper mineralisation at Rover 1 confirmed on ADN's tenement.
- Two targets defined at Rover 4 with both yielding potentially economic gold-copper intersections.
- Rover 12 Prospect potentially as large as Rover 1 – drilling planned soon.

# Moonta Project



# Willamulka Prospect



**1500 metre long gold-copper anomaly.**

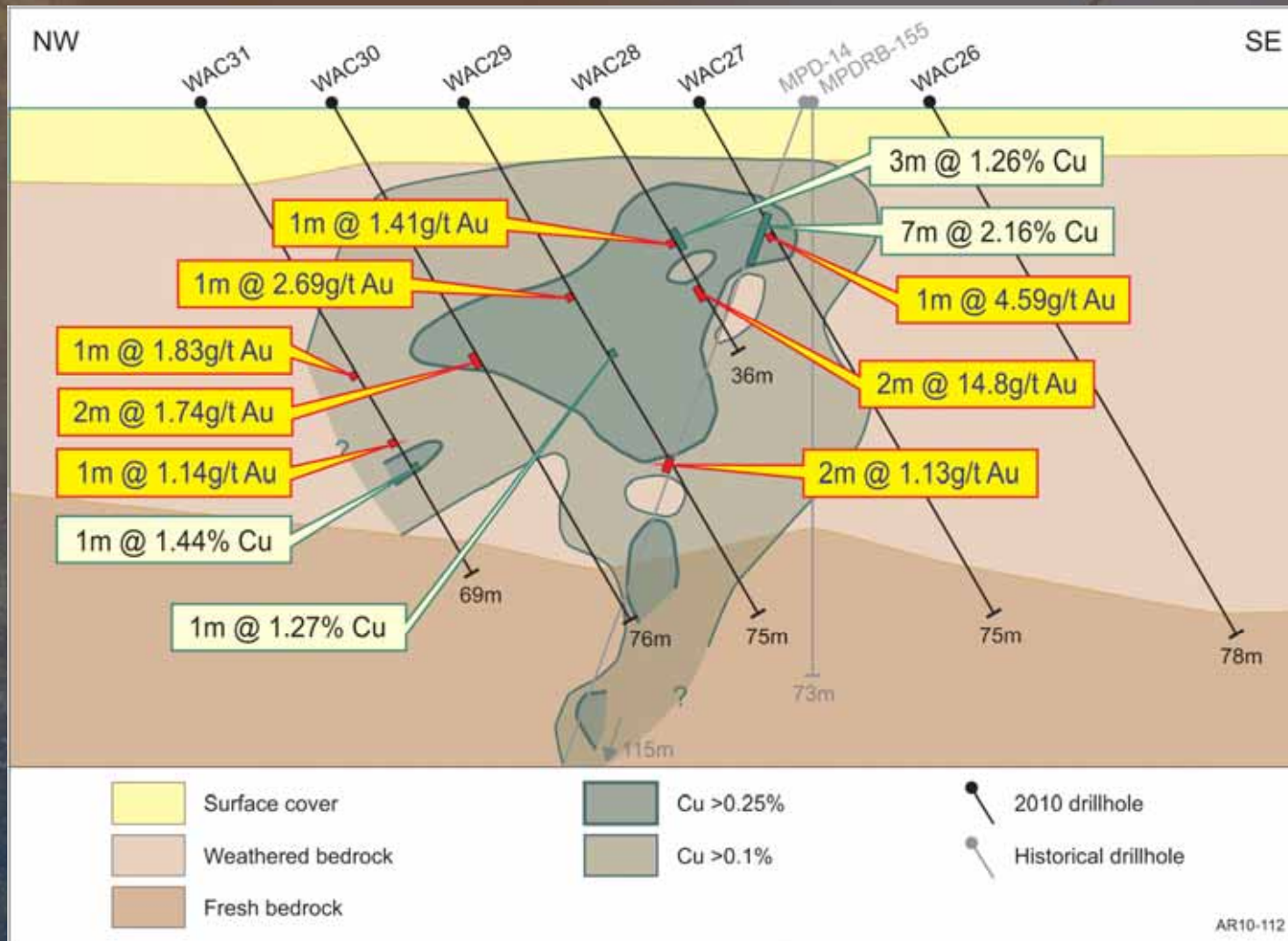
**Mineralisation (Cu+Au) intersected on all drill traverses completed.**

**900 metre unclosed zone confirmed.**

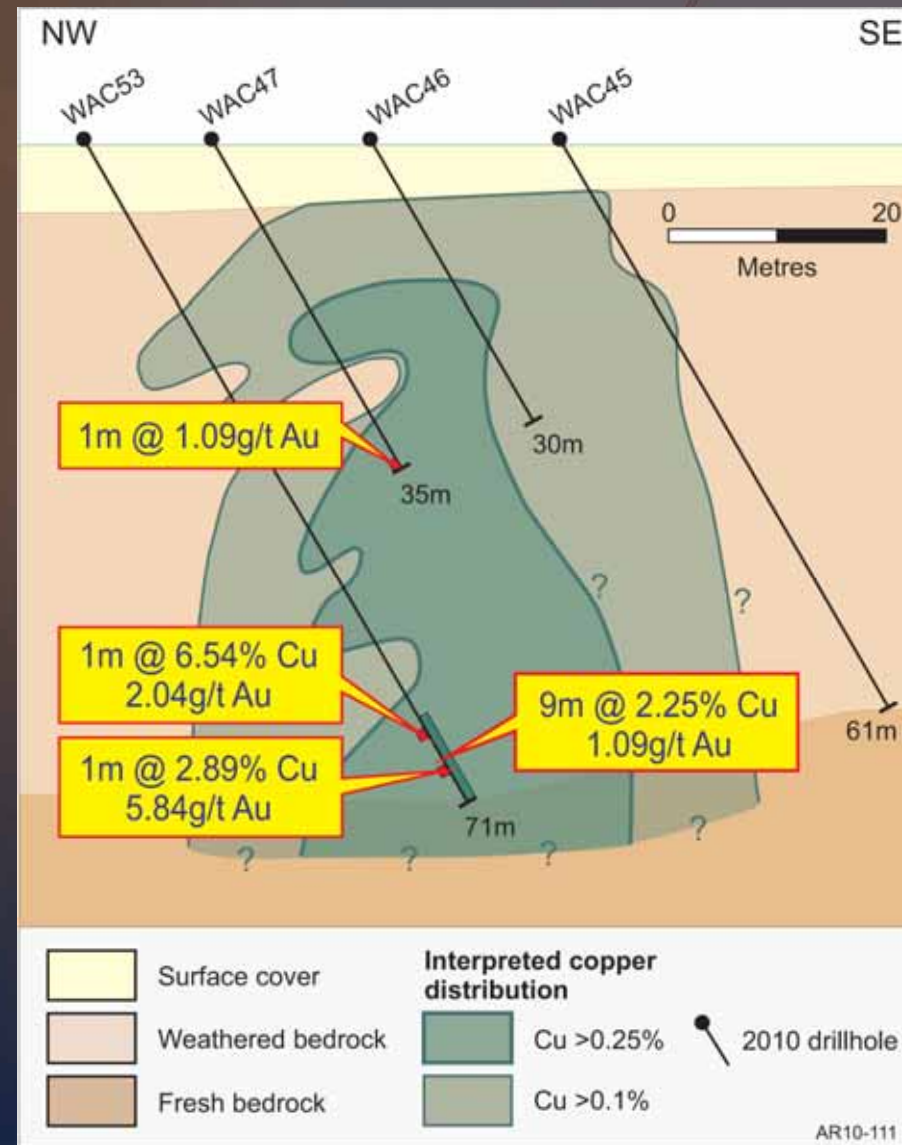
**High Au/Cu ratio apparent – gold-rich!**

All drillholes	Gold contours in calcrete
● Drillhole	— 1.5 Au ppb
● Anomalous drillhole >0.1% Cu, >0.1g/t Au	— 2.0 Au ppb
● Anomalous drillhole >0.5% Cu, >0.5g/t Au	— 4.0 Au ppb


# Willamulka Prospect Section 1



# Willamulka Prospect Section 2

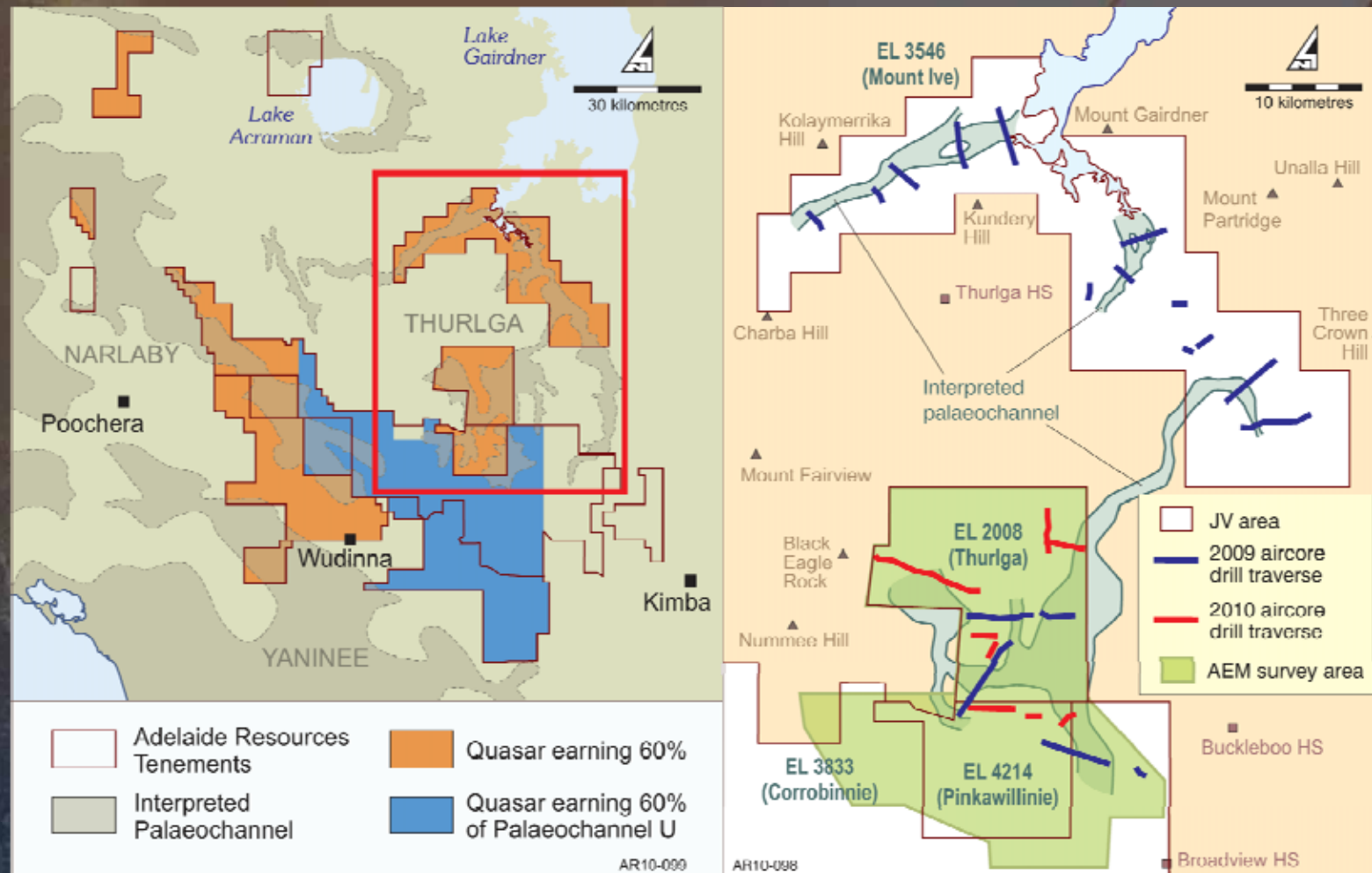


# Willamulka at same scale as Hillside Prospect

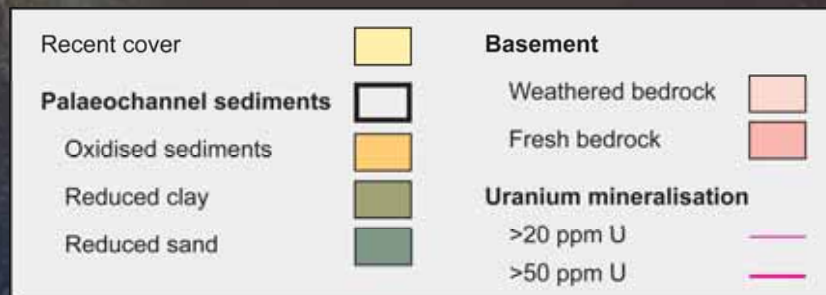
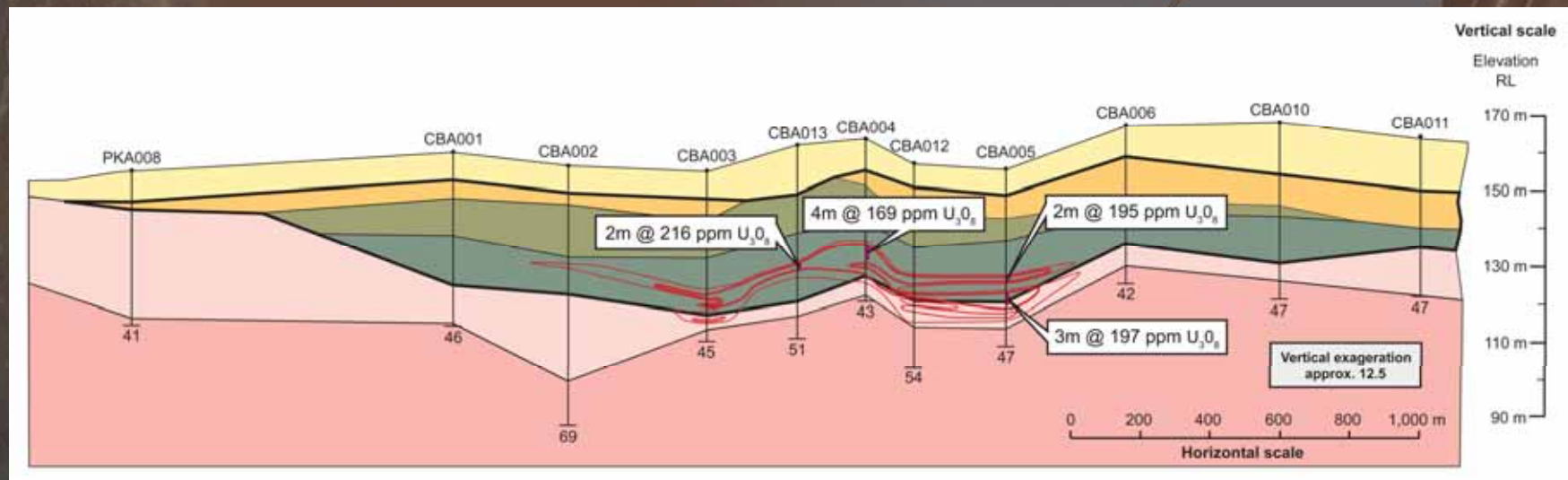


Source: Rex Minerals ASX Release 28 July 2010.

# Corrobinnie Uranium Joint Venture – recent work



## Corrobinnie Uranium Joint Venture – drill section



Uranium results are assayed drill samples

***Excellent results from first ever drilling in Thurlga palaeochannel. Rotary Mud drilling underway.***

# Adelaide Resources Limited

## The Case for Investment

## ADN closing share price – 15 month summary

***Share price has fallen in 2010 – what has changed?***



## Gold/Copper/Uranium value in A\$ – 15 month summary

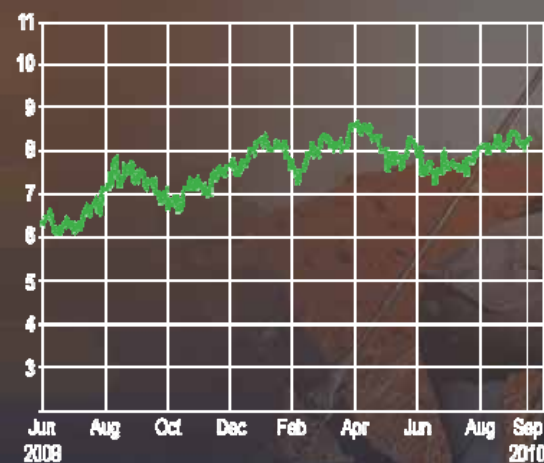
**Prices of ADN's two main target commodities are appreciating**

Gold A\$/oz



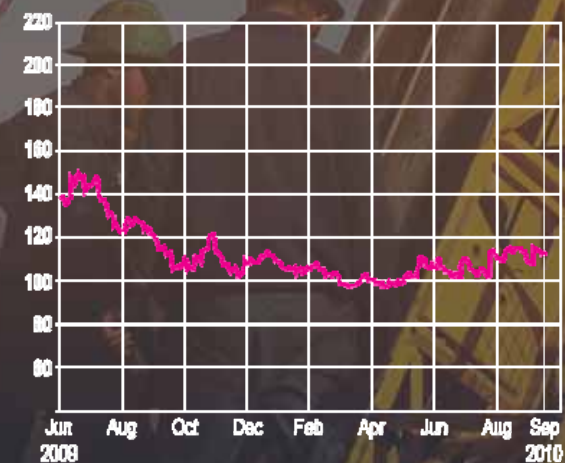
12% increase

Copper A\$/kg



30% increase

Uranium A\$/kg



18% decline

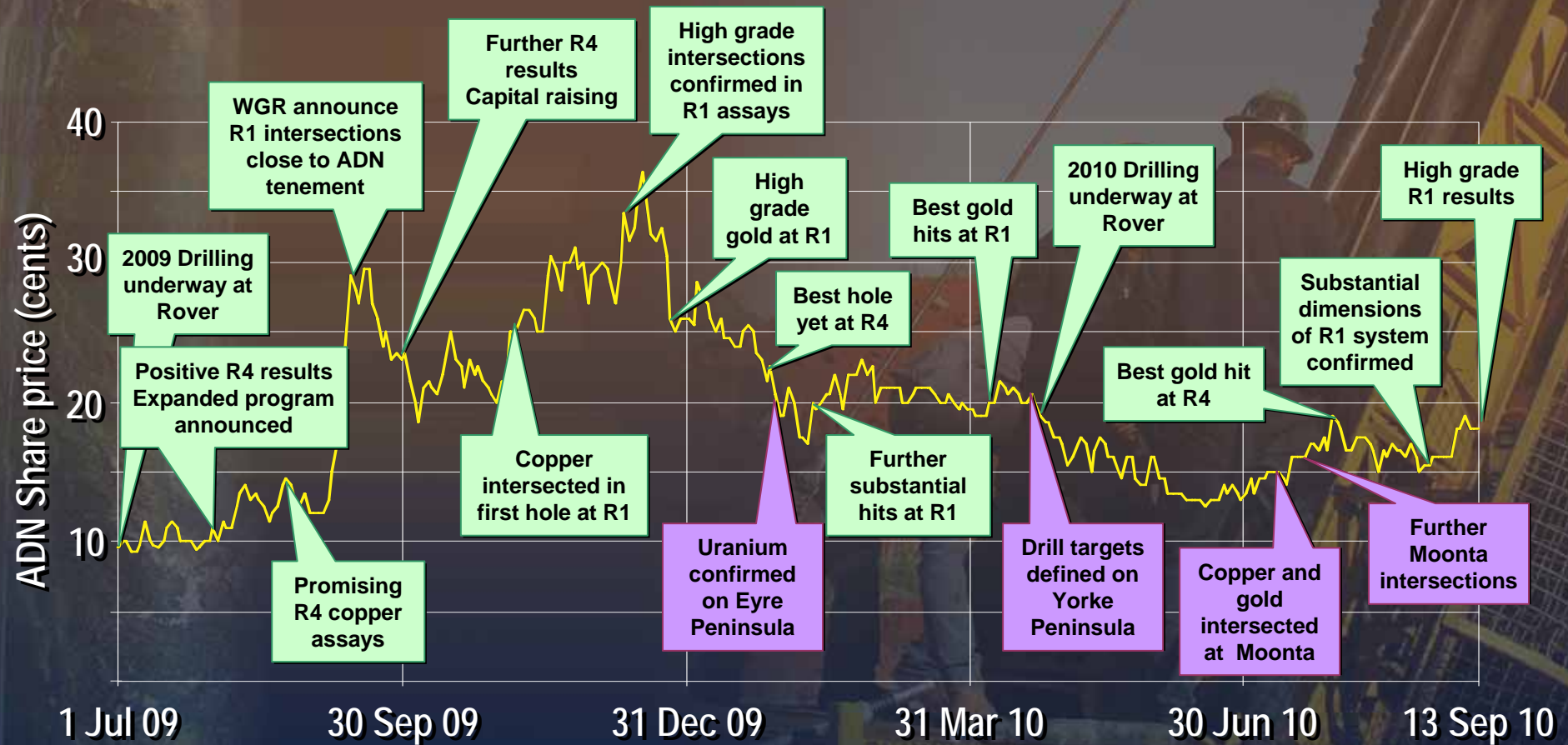
Data source: InfoMine.com

## Aggressive 2010 exploration program underway

- **ROVER:** Drilling underway at Rover 1, Rover 4 and Rover 12. High grades of copper and gold intersected.
- **MOONTA:** Drilling confirms Willamulka to be an exciting new copper-gold prospect demanding further work.
- **CORROBINNIE URANIUM JV:** Rotary mud drilling underway to follow-up uranium discovery in Thurlga channel.
- *Solid cash position of ~\$6.0 million to fund ongoing program.*

# 15-month share price and news flow

*Share price has de-coupled from continuing good news in 2010*



## Value comparison with peer group companies

Company	Issued shares (diluted ITM options)	Price (COB 24.9.10)	Market cap (\$M)	Cash, liquids and investments (\$M)*	Implied Tenement Value (\$M)
<b>ADN</b> (Adelaide)	111.2	\$0.17	\$18.9	\$6.0	\$12.9
<b>ERM</b> (Emmerson)	226.1	\$0.19	\$43.0	\$8.8	\$34.2
<b>RXM</b> (Rex)	118.9	\$2.59	\$308.0	\$28.4	\$279.6
<b>TRM</b> (Truscott)	57.5	\$0.21	\$12.1	-	\$12.1
<b>WGR</b> (Westgold)	227.9	\$0.36	\$82.0	\$22.1	\$59.9

\* estimates by ADN of current cash based on expected spends in current quarter from ASX Appendix 5B lodgements for the quarter ended 30 June 2010, plus cash benefit of in-the-money options plus current market value of investments.

## Major companies at Tennant Creek: tipping point?

- Ivanhoe Australia \$18m + \$10m farm in deal with ERM in April 2009.
- Anglo Gold decision on executing \$50 million clawback with Westgold due 20 October 2010.
- Anglo area of interest immediately adjacent to ADN tenement.
- By virtue of its strategic ownership of part of Rover 1, ADN is unlikely to remain simply an interested bystander as Rover 1 plays out south of its tenement boundary.

## Adelaide Resources – the investment case

- The prices of copper and gold (ADN's principal target metals) continue to appreciate post GFC.
- Fully funded exploration program underway – the question is not whether ADN will find metal, but rather how much it will find.
- ADN share price has de-coupled from continuing positive news flow suggesting promising results are not reflected in price.
- Comparison of implied tenement value with peers suggests ADN is currently under-valued.
- Likely involvement in the larger story unfolding at Rover



*Providing shareholders with discovery opportunities!*